

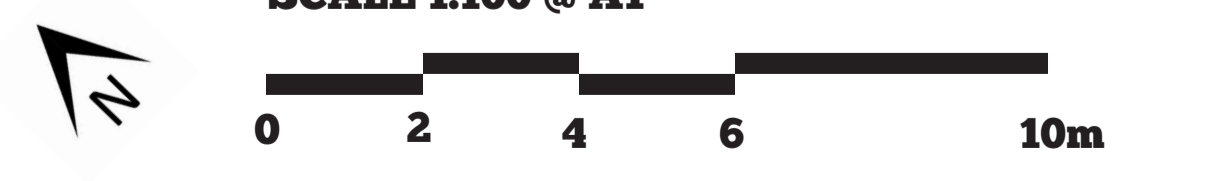


- LEGEND**
- EXTENT OF WORKS
  - POOL STYLE FENCING
  - SOFTFALL RUBBER
  - COLOURED CONCRETE PATH
  - EXPOSED AGGREGATE
  - IRRIGATED TURF
  - MULCH
  - MULCHED GARDEN BED
  - PROPOSED TREES
  - EXISTING TREES
- AIRLOCK AND GATES
  - 1.2 HIGH POOL STYLE FENCE
  - MAINTENANCE ACCESS GATE
  - CONCRETE MOWING KERB
  - SEATING
  - INCLUSIVE PLAYGROUND EQUIPMENT WITH SHADE SAILS AND SOFTFALL RUBBER
  - ROCKS
  - WASTE BIN
  - DRINK FOUNTAIN WITH DOG BOWL
  - ACCESSIBLE PARKING BAYS
  - OVAL
  - FUTURE SUTHERLANDS PARK CENTRE BUILDING
  - 3M HIGH CHAIN LINK BALL FENCE



# SUTHERLANDS PARK ALL ABILITIES PLAYGROUND

DISTRICT PARK : PROPOSED LANDSCAPE PLAN





1 AIRLOCK AND GATES  
2 1.2 HIGH POOL STYLE FENCE




3 MAINTENANCE ACCESS GATE



4 CONCRETE MOWING KERB



5 SEATING - METRO BY LANDMARK PRODUCTS  
- TIMBER LOOK ALUMINIUM SLATS,  
ALUMINIUM FRAME



6 SHADE SAILS

POST - COLOURBOND MONUMENT  
SAIL - MONOTECH 370 SHEBA



6 INCLUSIVE PLAY EQUIPMENT  
CONCEPT BY MODUPLAY



7 ROCKS




8 WASTE BIN ON POST




9 OPTIONAL DRINK FOUNTAIN WITH DOG BOWL.  
STAINLESS STEEL AND DULUX 'BLAZE BLUE'



13 3M HIGH CHAIN LINK FENCE



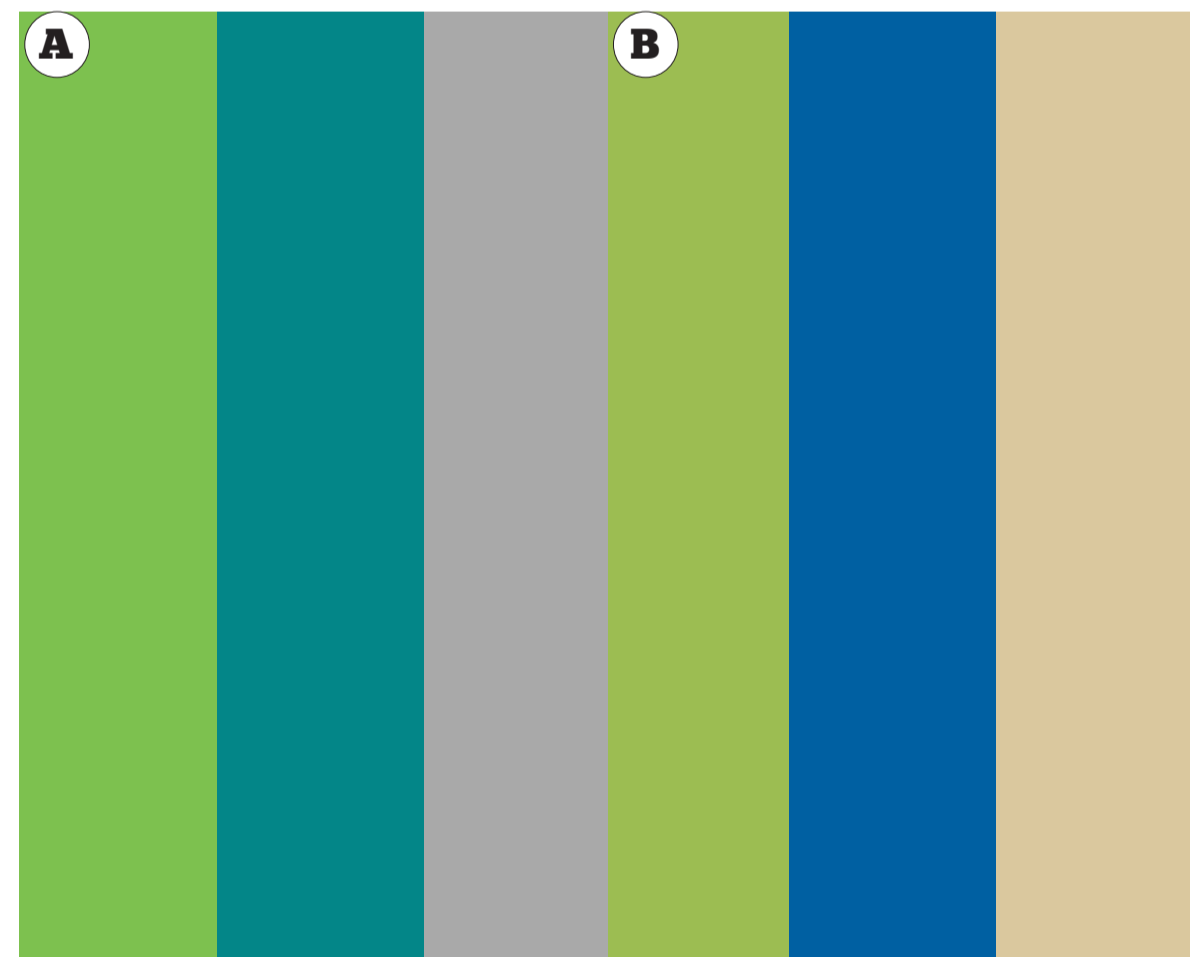
SOFTFALL RUBBER BLUE - ROSEHILL TPV  
75% AZURE RH23,  
25% TURQUOISE RH26



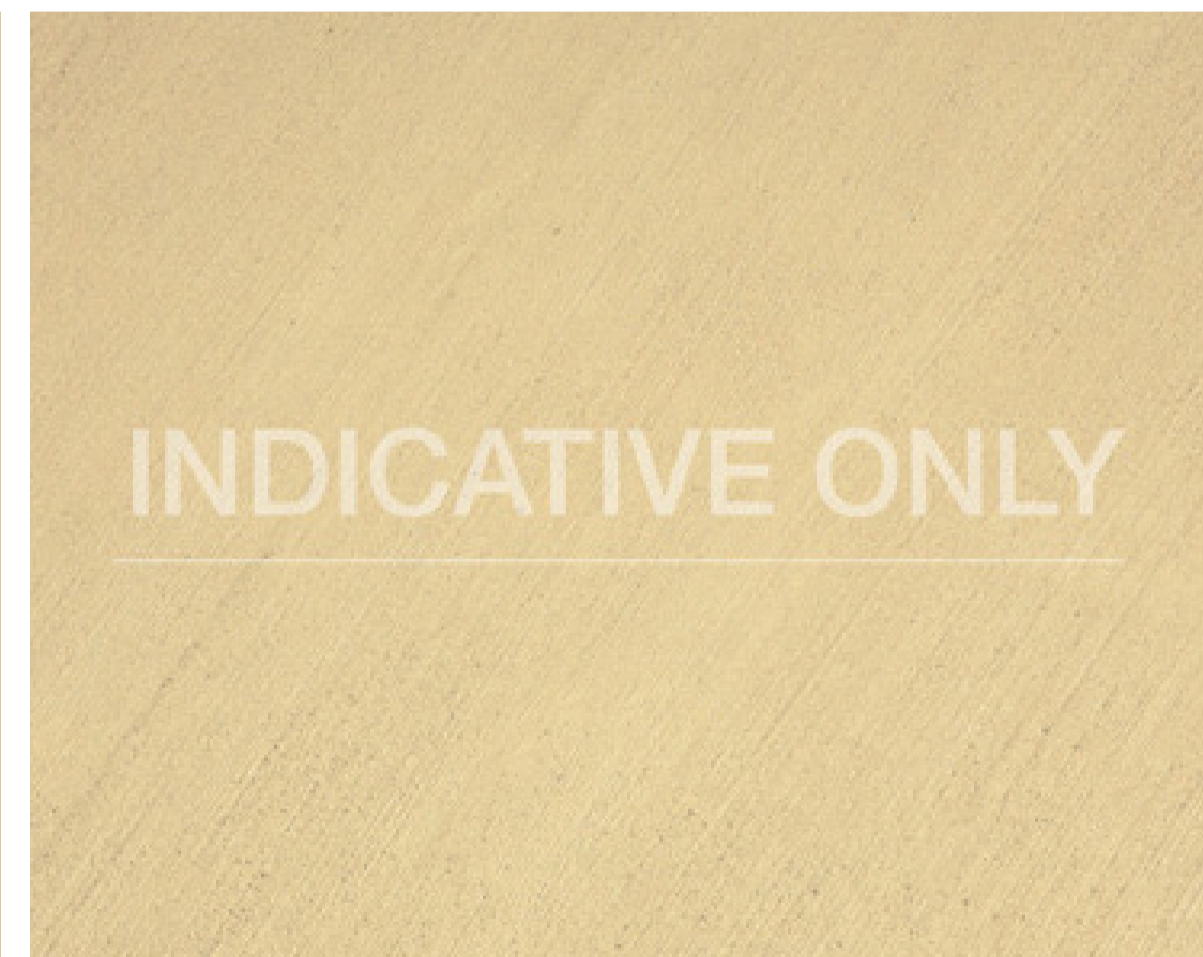
SOFTFALL RUBBER - ROSEHILL TPV  
A. DARK GREEN - 75% STANDARD GREEN RH10,  
25% BRIGHT GREEN RH11  
B. LIGHT GREEN - 75% BRIGHT GREEN RH11,  
25% BRIGHT YELLOW RH41



EXPOSED AGGREGATE CONCRETE  
HOLCIM 'JACARANDA'



PLAYGROUND PRIMARY COLOURS  
A. METAL POWDERCOAT: ACID GREEN,  
TURQUOISE, APO GREY  
B. METAL HDPE : LIME GREEN, SKY BLUE, BEIGE



COLOURED CONCRETE  
'CCS SUNDANCE'